

BAMBERG COUNTY MONTH-END FINANCIAL REPORT- APRIL 2018
PREPARED FOR COUNTY COUNCIL MEETING OF June 4, 2018
FINANCIAL HIGHLIGHTS

GENERAL FUND

- Total budgeted revenues for FY18 are \$7,227,010 and the actual revenues collected through April 2018 are \$6,048,295 representing 84% of the budgeted amount.
- General Fund Departments have collectively spent 77% of their budget at \$5,552,155 which is less than the anticipated 83% (10 months divided by 12 months = 83%) and is considered normal
- Additional detail and prior year comparisons are provided on page 2 and 3.

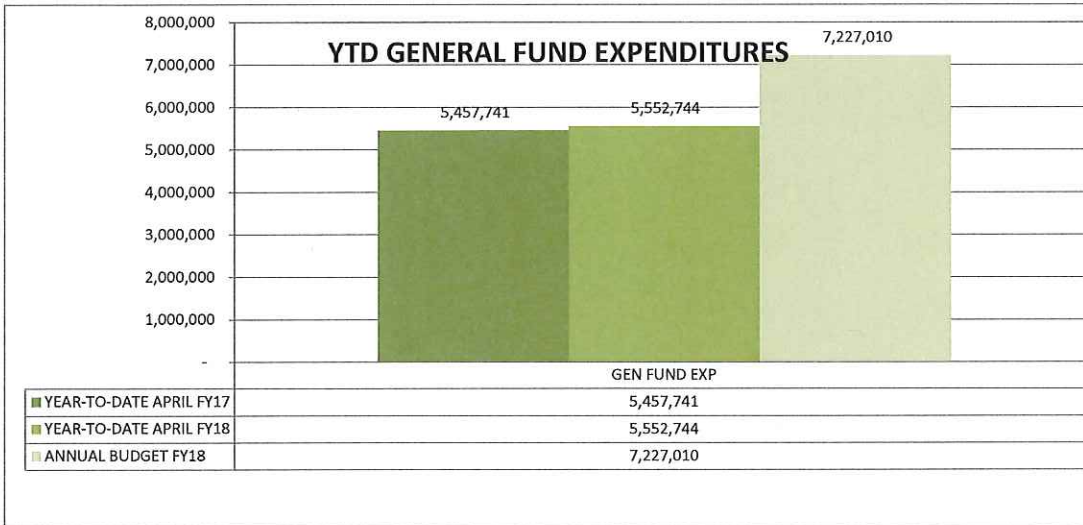
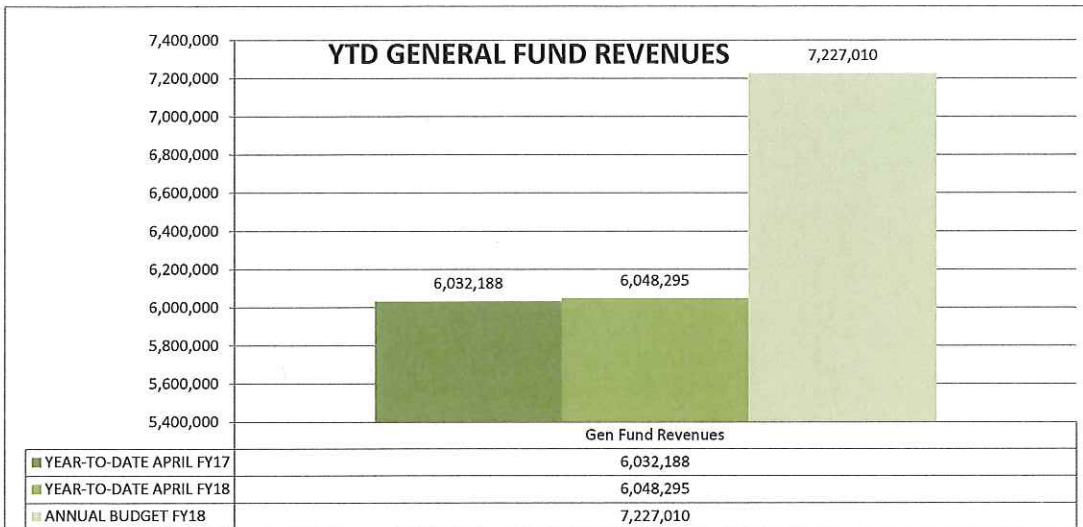
SPECIAL REVENUE FUNDS: E911/EMERGENCY MANAGEMENT, ROAD MAINTENANCE, RURAL FIRE SERVICE

- Overall, revenues in these 3 funds through April are \$827,066 representing 78% of the budgeted amount of \$1,071,505.
- On the expenditure side all three of these departments have collectively spent \$724,362 and are within expected levels at 68%.
- Additional detail and prior year comparisons are provided on page 4.

ENTERPRISE FUND: SOLID WASTE

- Budgeted revenues for Landfill/Solid Waste Department are \$1,538,790. Through April 2018 we have collected \$1,188,086 representing 78% of the annual budget.
- Regarding the expenditure side, the Enterprise Fund has spent 76% with an April YTD total of \$1,163,787 its budget with the solid waste contract making up the bulk.
- Additional detail and prior year comparisons are provided on page 5.

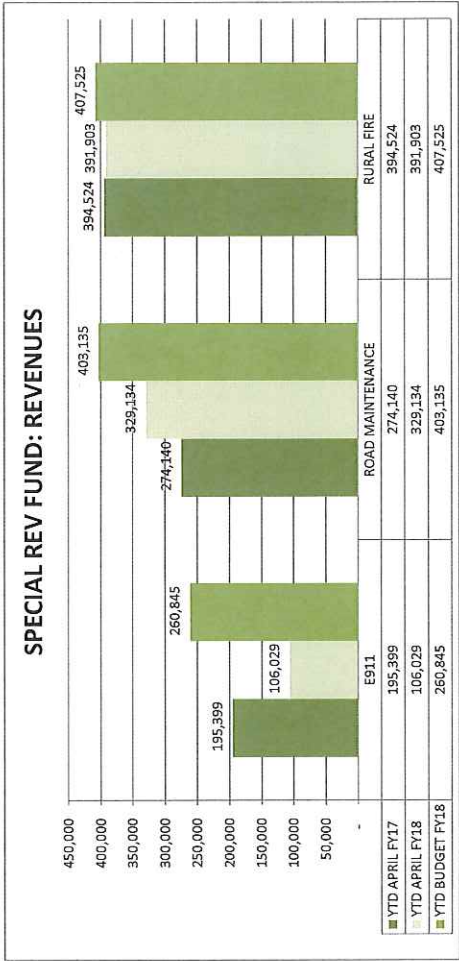
Overall, county wide, all departments continue to operate within budget and within expected bounds.



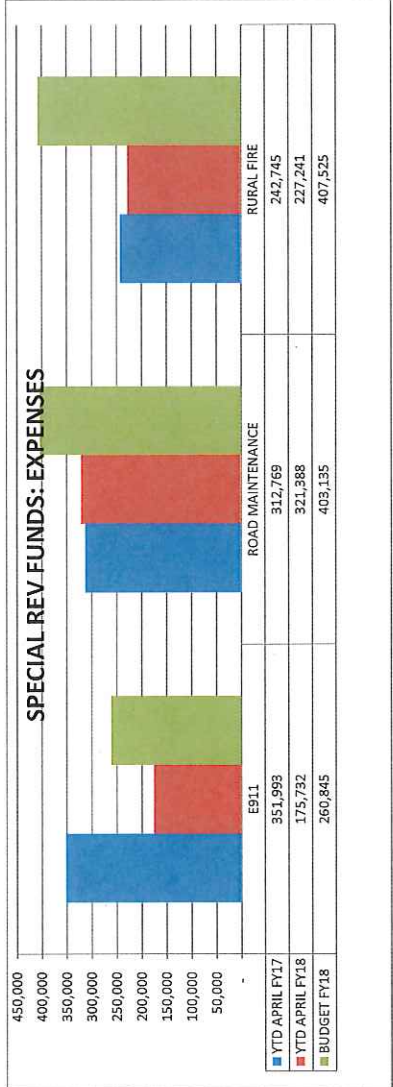
SPEC REV FUNDS

SPECIAL REVENUE FUNDS REVENUE AND EXPENDITURE SUMMARY
FY17 AND FY18

REVENUES	YTD APRIL FY17	YTD APRIL FY18	BUDGET FY18
E911	195,399	106,029	260,845
ROAD MAINTENANCE	274,140	329,134	403,135
RURAL FIRE	394,524	391,903	407,525
TOTAL	864,063	827,066	1,071,505

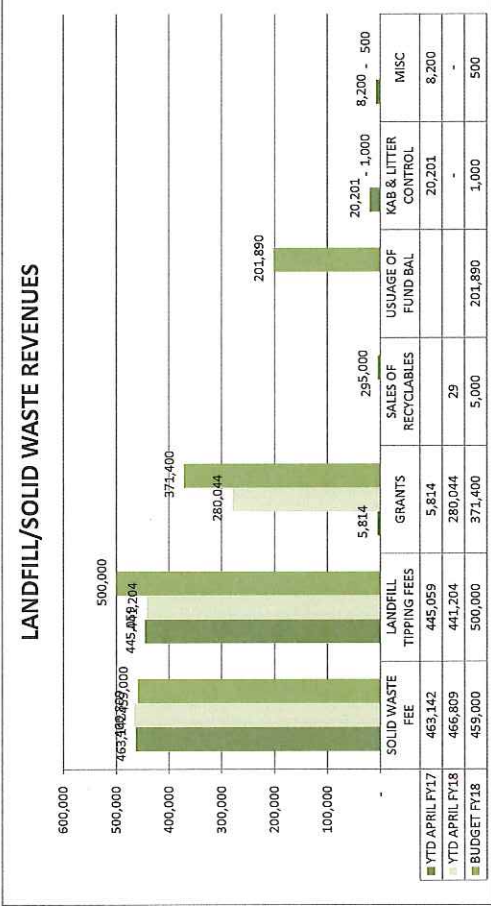


EXPENSES	YTD APRIL FY17	YTD APRIL FY18	BUDGET FY18
E911	351,993	175,732	260,845
ROAD MAINTENANCE	312,769	321,388	403,135
RURAL FIRE	242,745	227,241	407,525
TOTAL	907,507	724,362	1,071,505



SOLID WASTE/LANDFILL REVENUE AND EXPENDITURE SUMMARY
FY17 AND FY18

	YTD APRIL FY17	YTD APRIL FY18	BUDGET FY18
REVENUES			
SOLID WASTE FEE	463,142	466,809	459,000
LANDFILL TIPPING FEES	445,059	441,204	500,000
GRANTS	5,814	280,044	371,400
SALES OF RECYCLABLES	29	29	5,000
USAGE OF FUND BAL	20,201	-	201,890
KAB & LITTER CONTROL	8,200	-	1,000
MISC			500
TOTAL	942,415	1,188,086	1,538,790



	YTD APRIL FY17	YTD APRIL FY18	BUDGET FY18
EXPENSES			
SALARIES & FRINGES	298,824	321,721	480,025
OPERATIONS	396	523	1,000
SUPPLIES	525	1,184	2,000
EQPT REPLACE	-	-	1,500
LANDFILL	61,821	62,177	50,000
GAS & FUEL	2,784	6,797	9,500
C&D CHIPPING	-	-	-
SOLID WASTE CONTRACT	334,618	349,302	356,000
LADS OPERATIONS	1,556	112	1,500
LADS CONTRACT	96,394	91,445	140,000
CAPITAL LEASE	7,850	7,273	8,375
IT CONSULTING SVCS	589	1,153	6,000
LITTER CONTROL	12,320	9,184	12,820
KEEP AMERICA BEAUTIFUL	41,480	19,090	81,620
ENGINEERING SVCS	25,957	57,528	57,850
TIRE/OIL/GRANT EXPENDITURES		236,296	330,400
SOFTWARE EXPENSE			200
TOTAL	885,114	1,163,787	1,538,790

